

Island Princess®


Passenger Capacity: 1,974

Length: 965 ft.

Gross Tonnage: 91,627

Inaugural Cruise: July 12, 2003

Christened by: Jaime Salé and David Pelletier
(Olympic Gold Medalists)



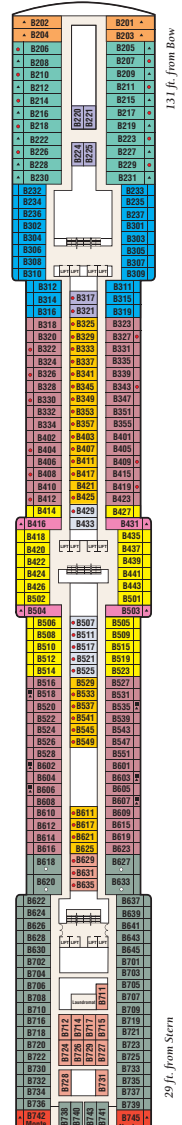
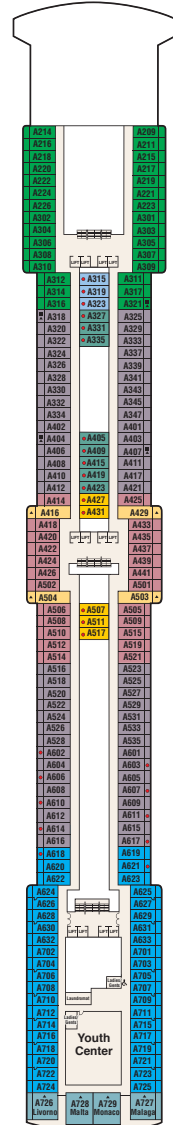
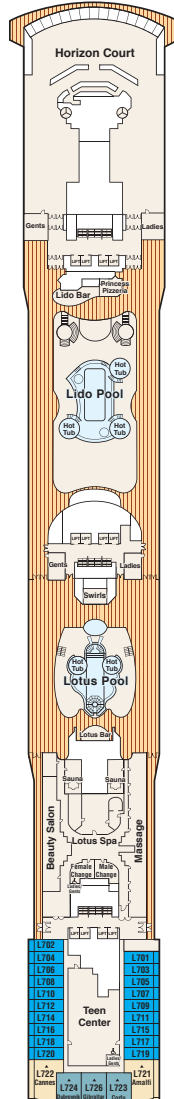
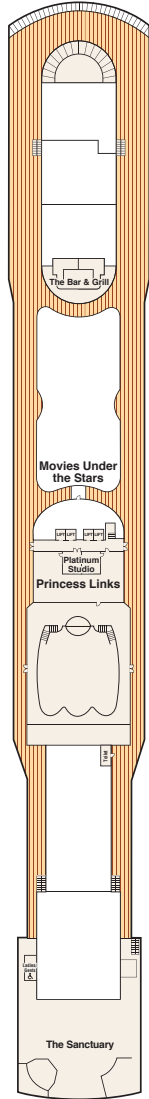
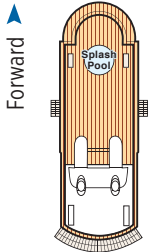
Sports 16

Sun 15

Lido 14

Aloha 12

Baja 11



Stateroom Description

SUITE

- S4 Premium suite** Aft (Lido)
- S5 Premium suite** Mid-ship (Dolphin)
- S6 Vista suite** Aft (Caribe, Dolphin)

MINI-SUITE

- MA** Mid-ship (Baja, Caribe, Dolphin)
- MB** Mid-forward, Mid-aft (Dolphin), Mid-ship (Aloha)
- MD** Aft (Caribe, Dolphin)
- ME** Forward (Baja, Caribe, Dolphin)
- MY** No balcony Forward (Baja, Caribe)

BALCONY

- B1 Premium** Mid-ship (Caribe)
- B2 Premium** Mid-forward, Mid-Aft (Caribe)
- BA** Mid-ship (Baja, Caribe, Dolphin)
- BB** Mid-forward, Mid-aft (Baja), Mid-ship (Aloha)

BALCONY (CONT.)

- BC** Mid-forward, Mid-aft (Aloha)
- BD** Aft (Baja, Caribe, Dolphin)
- BE** Forward (Baja, Caribe, Dolphin), Aft (Aloha, Emerald)
- BF** Forward (Aloha, Emerald)
- BY** Obstructed view Forward (Dolphin)
- BZ** Obstructed view Forward (Emerald)

OCEANVIEW

- O5 Premium** Forward (Dolphin)
- O6 Premium** Forward (Emerald)
- OB** Mid-ship (Plaza)
- OC** Mid-aft (Plaza)
- OD** Aft (Baja)
- OE** Aft (Emerald, Plaza)

OCEANVIEW (CONT.)

- OV** Obstructed view Mid-ship (Emerald)
- OW** Obstructed view Mid-forward, Mid-aft (Emerald)
- OY** Obstructed view Aft (Emerald)
- OZ** Obstructed view Forward (Emerald)

INTERIOR

- IA** Mid-ship (Baja, Caribe)
- IB** Mid-forward, Mid-aft (Baja, Caribe), Mid-ship (Aloha, Plaza)
- IC** Mid-forward, Mid-aft (Aloha, Plaza)
- ID** Aft (Baja, Caribe, Dolphin)
- IE** Forward (Baja, Caribe), Aft (Emerald, Plaza)
- IF** Forward (Aloha)

- Will accommodate third and fourth person
 - Will accommodate third person
 - Wheelchair-accessible staterooms are configured with shower only
 - Will accommodate a rollaway
- Note: Some areas of the ship are not accessible to wheelchairs and scooters.
- Distances shown are from the bow (forward) or stern (aft) to the nearest stateroom.
- Most interior stateroom entrances face the starboard side of the ship.
- Stateroom views are considered unobstructed unless noted otherwise. Obstructions do not include certain nautical items like handrails, dividers or ship hardware. For balcony staterooms, the view is determined from the perspective of the balcony railing. Balconies may have either solid steel or toughened glass railing.
- Call 1-800-774-6237 for more information.

