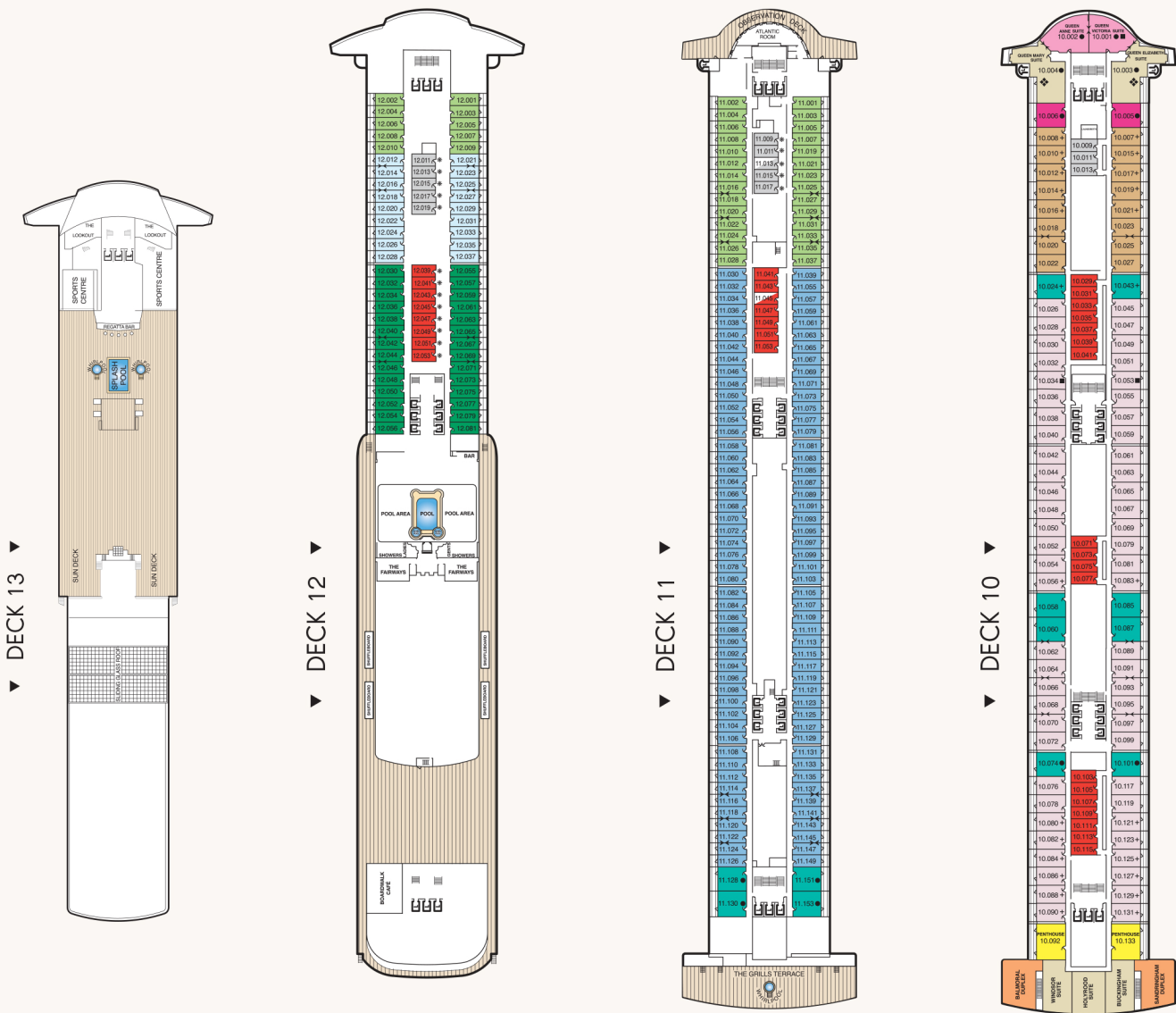




QUEEN MARY 2 Deck Plans



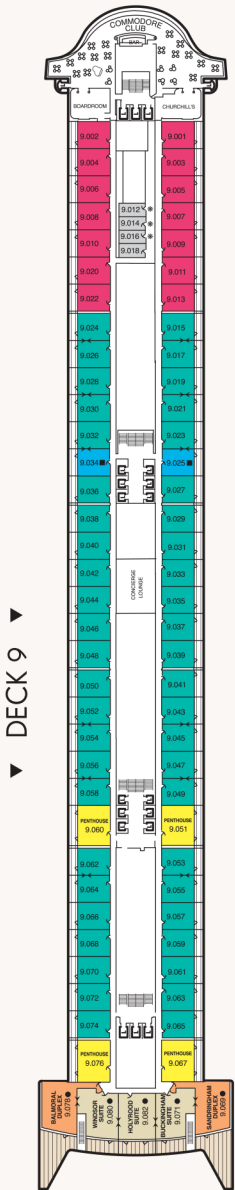
QUEEN MARY 2

Entered Service:	2004	L Lift
Country of Registry:	Bermuda	↔ Connecting staterooms
Speed:	28 knots	+ Third berth is a single sofa bed
Gross Tonnage:	151,400 GRT	• Third and fourth berth is a double sofa bed
Passenger Capacity:	2,620	* Third and fourth berth are two upper beds
Length:	1,132 feet	† Staterooms have views obstructed by lifeboats
Width:	131 feet	■ Wheelchair accessible (stateroom sizes vary)
Draft:	32 feet	❖ Single-level Q2 Suite

The following deck is not shown: Deck 1 includes Medical Centre and Tender Embarkation Lounges.
 Ship deck plans and staterooms are for illustration purposes only. Actual staterooms may vary, decks are not to scale.

Queens Grill Suites

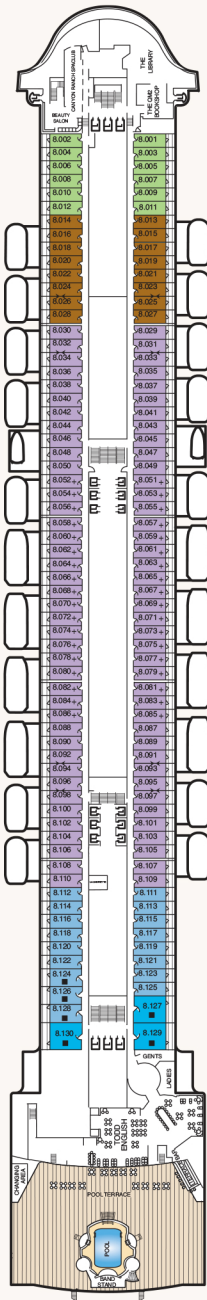
- Q1 Grand Duplex
- Q2 Duplexes & Suites
- Q3 Royal Suites
- Q4 Penthouse
- Q5 Queens Suites
- Q6 Queens Suites
- Q7 Queens Suites



▼ DECK 9 ▼

Princess Grill Suites

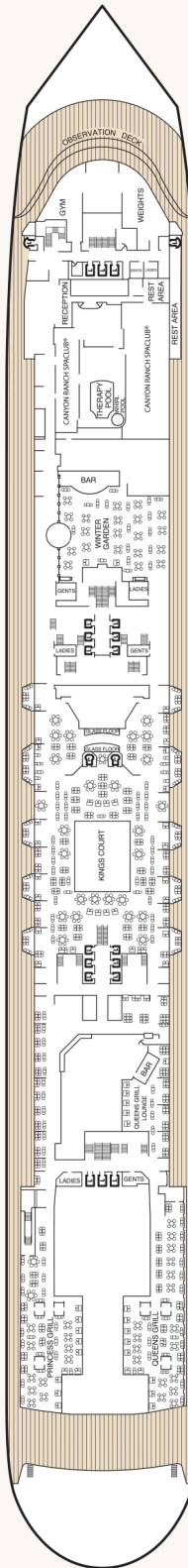
- P1 Princess Suites
- P2 Princess Suites



▼ DECK 8 ▼

Britannia Club Staterooms

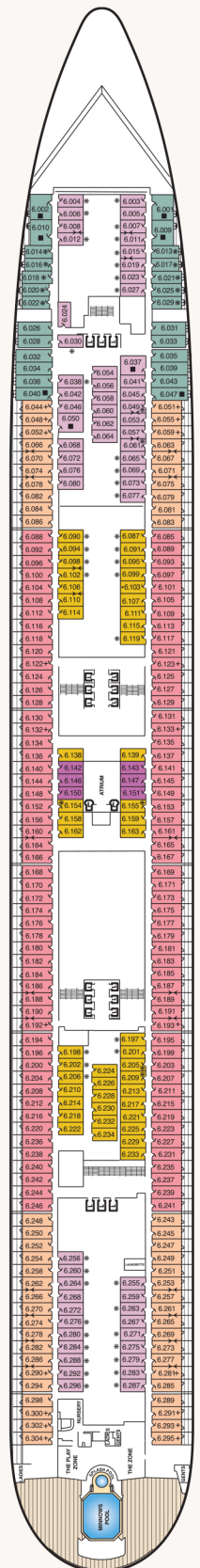
- AA Club Balcony
- AC Club Balcony



▼ DECK 7 ▼

Britannia Staterooms

- BA Balcony
- BB Balcony
- BC Balcony (sheltered)
- BD Balcony (sheltered)
- DA Balcony¹ (obstructed view)
- DC Balcony¹ (obstructed view)



▼ DECK 6 ▼

- ED Oceanview
- HB Atrium View Inside
- IA Standard Inside
- IB Standard Inside
- IC Standard Inside
- ID Standard Inside

QUEEN MARY 2 Deck Plans (continued)

